


C3234a - 185 SAMFORD ROAD, ENOGGERA

C3234a-0011(A).xls

LIGHTING CONTROL SCHEDULE

REVISION A - 02 OCTOBER 2024

MISCELLANEOUS EQUIPMENT				REV	
ITEM	DESCRIPTION			A	
SP1	AS DETAILED IN THE EQUIPMENT SCHEDULE 6-BUTTON PROGRAMMABLE SWITCH PANEL C/W CENTRAL LCD DISPLAY DYNALITE ANTUMBRA DISPLAY ALUMINIUM			A	
SP2	AS DETAILED IN THE EQUIPMENT SCHEDULE 6-BUTTON PROGRAMMABLE SWITCH PANEL C/W CENTRAL LCD DISPLAY DYNALITE ANTUMBRA DISPLAY ALUMINIUM			A	
SP3	AS DETAILED IN THE EQUIPMENT SCHEDULE 6-BUTTON PROGRAMMABLE SWITCH PANEL C/W CENTRAL LCD DISPLAY DYNALITE ANTUMBRA DISPLAY ALUMINIUM			A	
SP4	AS DETAILED IN THE EQUIPMENT SCHEDULE 6-BUTTON PROGRAMMABLE SWITCH PANEL C/W CENTRAL LCD DISPLAY DYNALITE ANTUMBRA DISPLAY ALUMINIUM			A	
SP5	AS DETAILED IN THE EQUIPMENT SCHEDULE 6-BUTTON PROGRAMMABLE SWITCH PANEL C/W CENTRAL LCD DISPLAY DYNALITE ANTUMBRA DISPLAY ALUMINIUM			A	
SP6	AS DETAILED IN THE EQUIPMENT SCHEDULE 6-BUTTON PROGRAMMABLE SWITCH PANEL C/W CENTRAL LCD DISPLAY DYNALITE ANTUMBRA DISPLAY ALUMINIUM			A	
SP7	AS DETAILED IN THE EQUIPMENT SCHEDULE 6-BUTTON PROGRAMMABLE SWITCH PANEL C/W CENTRAL LCD DISPLAY DYNALITE ANTUMBRA DISPLAY ALUMINIUM			A	
SP8	AS DETAILED IN THE EQUIPMENT SCHEDULE 6-BUTTON PROGRAMMABLE SWITCH PANEL C/W CENTRAL LCD DISPLAY DYNALITE ANTUMBRA DISPLAY ALUMINIUM			A	
SP9	AS DETAILED IN THE EQUIPMENT SCHEDULE 6-BUTTON PROGRAMMABLE SWITCH PANEL C/W CENTRAL LCD DISPLAY DYNALITE ANTUMBRA DISPLAY ALUMINIUM			A	
SP10	AS DETAILED IN THE EQUIPMENT SCHEDULE 6-BUTTON PROGRAMMABLE SWITCH PANEL C/W CENTRAL LCD DISPLAY DYNALITE ANTUMBRA DISPLAY ALUMINIUM			A	
SP11	AS DETAILED IN THE EQUIPMENT SCHEDULE 6-BUTTON PROGRAMMABLE SWITCH PANEL C/W CENTRAL LCD DISPLAY DYNALITE ANTUMBRA DISPLAY ALUMINIUM			A	
SP12	AS DETAILED IN THE EQUIPMENT SCHEDULE 6-BUTTON PROGRAMMABLE SWITCH PANEL C/W CENTRAL LCD DISPLAY DYNALITE ANTUMBRA DISPLAY ALUMINIUM			A	
SP13	AS DETAILED IN THE EQUIPMENT SCHEDULE 6-BUTTON PROGRAMMABLE SWITCH PANEL C/W CENTRAL LCD DISPLAY DYNALITE ANTUMBRA DISPLAY ALUMINIUM			A	
SP14	AS DETAILED IN THE EQUIPMENT SCHEDULE 6-BUTTON PROGRAMMABLE SWITCH PANEL C/W CENTRAL LCD DISPLAY DYNALITE ANTUMBRA DISPLAY ALUMINIUM			A	
SP15	AS DETAILED IN THE EQUIPMENT SCHEDULE 6-BUTTON PROGRAMMABLE SWITCH PANEL C/W CENTRAL LCD DISPLAY DYNALITE ANTUMBRA DISPLAY ALUMINIUM			A	
SP16	AS DETAILED IN THE EQUIPMENT SCHEDULE 6-BUTTON PROGRAMMABLE SWITCH PANEL C/W CENTRAL LCD DISPLAY DYNALITE ANTUMBRA DISPLAY ALUMINIUM			A	
PE CELL	PROGRAMMABLE PE CELL DUS 90CS CONFIRM THE LOCATION ON SITE WITH THE ARCHITECT			A	
TIME CLOCK	PROGRAMMABLE TIME CLOCK ENVISION GATEWAY PDEG C/W INTERNET ACCESS LOCATE DB-B			A	
CONTROL MODULE 1				A	
TYPE:		DYNALITE DDMC802		A	
DESCRIPTION		8 CHANNEL MULTIPURPOSE CONTROLLER		A	
LOCATION		DIN RAIL MOUNTED WITHIN DB-A		A	
BUS:		A		A	
CHANNEL	CONTROL	DESCRIPTION			A
		LOCATION	CIRCUIT	USE	A
A1	SWITCH		DB-A- L1	ENTRY	A
A2	SWITCH		DB-A- L1	KITCHEN	A
A3	SWITCH		DB-A- L2	SIGN	A
A4	SWITCH		DB-A- L2	SIGN	A
A5	SWITCH		DB-A- L2	CORIDOR	A
A6	SWITCH		DB-A- L2	SIGN	A
A7	SWITCH		DB-A- L2	SIGN	A
A8					A



C3234a - 185 SAMFORD ROAD, ENOGGERA

C3234a-0011(A).xls

LIGHTING CONTROL SCHEDULE

REVISION A - 02 OCTOBER 2024

CONTROL MODULE 2					A
TYPE:		DYNALITE DDBC1200			A
DESCRIPTION		12CH BOARD CAST DALI CONTROLLER			A
LOCATION		DIN RAIL MOUNTED WITHIN DB-A			A
BUS:		A			A
CHANNEL	CONTROL	DESCRIPTION			A
		LOCATION	CIRCUIT	USE	A
A9	DALI DIM		DB-A- L3	L9	A
A10	DALI DIM		DB-A- L4	L6	A
A11	DALI DIM		DB-A- L4	L6	A
A12	DALI DIM		DB-A- L4	L6	A
A13	DALI DIM		DB-A- L3	L17	A
A14					A
A15					A
A16					A
A17					A
A18					A
A19					A
A20					A
CONTROL MODULE 3					A
TYPE:		DYNALITE DDBC1200			A
DESCRIPTION		12CH BOARD CAST DALI CONTROLLER			A
LOCATION		DIN RAIL MOUNTED WITHIN DB-B			A
BUS:		A			A
CHANNEL	CONTROL	DESCRIPTION			A
		LOCATION	CIRCUITS	USE	A
B1	DALI DIM		DB-B - L3	L16	A
B2	DALI DIM		DB-B - L3	L16	A
B3	DALI DIM		DB-B - L3	L16	A
B4	DALI DIM		DB-B - L3	L16	A
B5	DALI DIM		DB-B - L6	RDL2 L20	A
B6	DALI DIM		DB-B - L6	S1	A
B7	DALI DIM		DB-B - L6	WL2	A
B8	DALI DIM		DB-B - L5	WL2	A
B9	DALI DIM		DB-B - L5	S1	A
B10	DALI DIM		DB-B - L5	RDL2 L20	A
B11	DALI DIM		DB-B - L24	L16	A
B12					A
CONTROL MODULE 4					A
TYPE:		DYNALITE DDMC802			A
DESCRIPTION		8 CHANNEL MULTIPURPOSE CONTROLLER			A
LOCATION		DIN RAIL MOUNTED WITHIN DB-B			A
BUS:		A			A
CHANNEL	CONTROL	DESCRIPTION			A
		LOCATION	CIRCUITS	USE	A
B13	SWITCHED		DB-B - L4		A
B14	SWITCHED		DB-B - L9		
B15					
B16					
B17					
B18					
B19					
B20					




C3234a - 185 SAMFORD ROAD, ENOGGERA

C3234a-0011(A).xls

LIGHTING CONTROL SCHEDULE

REVISION A - 02 OCTOBER 2024

CONTROL MODULE 5					A
TYPE:		DYNALITE DDBC1200			A
DESCRIPTION		12CH BOARD CAST DALI CONTROLLER			A
LOCATION		DIN RAIL MOUNTED WITHIN DB-B			A
BUS:		A			A
CHANNEL	CONTROL	DESCRIPTION			A
		LOCATION	CIRCUIT	USE	A
B25	DALI DIM		DB-B - L7	WL5	A
B26	DALI DIM		DB-B - L7	RDL2 L20	A
B27	DALI DIM		DB-B - L7	WL5	A
B28	DALI DIM		DB-B - L7	WL3	A
B29	DALI DIM		DB-B - L7	RDL2 L20	A
B30	DALI DIM		DB-B - L8	WL1	A
B31	DALI DIM		DB-B - L8	SDL2	A
B32	DALI DIM		DB-B - L8	SDL2	A
B33	DALI DIM		DB-B - L9	SDL2	A
B34	DALI DIM		DB-B - L9	S1	A
B35	DALI DIM		DB-B - L9	WL1	A
B36	DALI DIM		DB-B - L10	L17	A
CONTROL MODULE 6					A
TYPE:		DYNALITE DDBC1200			A
DESCRIPTION		12CH BOARD CAST DALI CONTROLLER			A
LOCATION		DIN RAIL MOUNTED WITHIN DB-B			A
BUS:		A			A
CHANNEL	CONTROL	DESCRIPTION			A
		LOCATION	CIRCUIT	USE	A
B37	DALI DIM		DB-B - L11	L6	A
B38	DALI DIM		DB-B - L11	WL1	A
B39	DALI DIM		DB-B - L11	L6	A
B40	DALI DIM		DB-B - L11	L6	A
B41	DALI DIM		DB-B - L11	L6	A
B42	DALI DIM		DB-B - L11	L5	A
B43	DALI DIM		DB-B - L12	L5	A
B44	DALI DIM		DB-B - L12	WL1	A
B45	DALI DIM		DB-B - L18	L2	A
B46	DALI DIM		DB-B - L18	L2	A
B47	DALI DIM		DB-B - L18	L2	A
B48	DALI DIM		DB-B - L18	L2	A
CONTROL MODULE 7					A
TYPE:		DYNALITE DDRC1220FR-GL			A
DESCRIPTION		12CH 20 A FEEDTHROUGH RELAY CONTROLLER			A
LOCATION		DIN RAIL MOUNTED WITHIN DB-B			A
BUS:		A			A
CHANNEL	CONTROL	DESCRIPTION			A
		LOCATION	CIRCUIT	USE	A
B49	SWITCHED		DB-B - L13	L7	A
B50	SWITCHED		DB-B - L14	L3	A
B51	SWITCHED		DB-B - L15	L3	A
B52	SWITCHED		DB-B - L16	L3	A
B53	SWITCHED		DB-B - L17	L3	A
B54	SWITCHED		DB-B - L18	L3	A
B55	SWITCHED		DB-B - L19	L3	A
B56	SWITCHED		DB-B - L20	SIGN	A
B57	SWITCHED		DB-B - L21	SIGN	A
B58	SWITCHED		DB-B - L22	L10 L11	A
B59	SWITCHED		DB-B - L23	L10 L11	A
B60					A




C3234a - 185 SAMFORD ROAD, ENOGGERA

C3234a-0011(A).xls

LIGHTING CONTROL SCHEDULE

REVISION A - 02 OCTOBER 2024

CONTROL MODULE 8					A
TYPE:		DYNALITE DDMC802			A
DESCRIPTION		8 CHANNEL MULTIPURPOSE CONTROLLER			A
LOCATION		DIN RAIL MOUNTED WITHIN DB-C			A
BUS:		A			A
CHANNEL	CONTROL	DESCRIPTION			A
		LOCATION	CIRCUIT	USE	A
C1	SWITCHED		DB-C - L1	SIGN	A
C2	SWITCHED		DB-C - L2	SIGN	A
C3	SWITCHED		DB-C - L6	KITCHEN	A
C4					A
C5					A
C6					A
C7					A
C8					A
CONTROL MODULE 9					A
TYPE:		DYNALITE DDBC1200			A
DESCRIPTION		12CH BOARD CAST DALI CONTROLLER			A
LOCATION		DIN RAIL MOUNTED WITHIN DB-C			A
BUS:		A			A
CHANNEL	CONTROL	DESCRIPTION			A
		LOCATION	CIRCUIT	USE	A
C13	DALI DIM		DB-C - L3	S2	A
C14			DB-C - L3	L6	A
C15			DB-C - L4	L6	A
C16			DB-C - L4	L6	A
C17			DB-C - L4	L6	A
C18			DB-C - L5	S3	A
C19			DB-C - L7	SDL2	A
C20			DB-C - L7	WL1	A
C21			DB-C - L8	S5	A
C22			DB-C - L8	S6	A
C23			DB-C - L8	RDL1	A
C24			DB-C - L8	RDL1	A
CONTROL MODULE 10					A
TYPE:		DYNALITE DDBC1200			A
DESCRIPTION		12CH BOARD CAST DALI CONTROLLER			A
LOCATION		DIN RAIL MOUNTED WITHIN DB-C			A
BUS:		A			A
CHANNEL	CONTROL	DESCRIPTION			A
		LOCATION	CIRCUIT	USE	A
C25	DALI DIM		DB-C - L8	SDL2	A
C26	DALI DIM		DB-C - L8	PL4	A
C27	DALI DIM		DB-C - L9	WL3	A
C28	DALI DIM		DB-C - L9	SDL2	A
C29	DALI DIM		DB-C - L9	WL3	A
C30					A
C31	DALI DIM		DB-C - L10	CAT	A
C32	DALI DIM		DB-C - L10	SDL2	A
C33	DALI DIM		DB-C - L10	WL1	A
C34	DALI DIM		DB-C - L10	PL5	A
C35					A
C36					A



C3234a - 185 SAMFORD ROAD, ENOGGERA

C3234a-0011(A).xls

LIGHTING CONTROL SCHEDULE

REVISION A - 02 OCTOBER 2024

CONTROL MODULE 11					A
TYPE:		DYNALITE DDBC1200			A
DESCRIPTION		12CH BOARD CAST DALI CONTROLLER			A
LOCATION		DIN RAIL MOUNTED WITHIN DB-C			A
BUS:		A			A
CHANNEL	CONTROL	DESCRIPTION			A
		LOCATION	CIRCUIT	USE	A
C37	DALI DIM		DB-C - L11	SDL2	A
C38	DALI DIM		DB-C - L11	WL5	A
C39	DALI DIM		DB-C - L11	SDL2	A
C40	DALI DIM		DB-C - L11	PL1	A
C41	DALI DIM		DB-C - L11	TL1	A
C42	DALI DIM		DB-C - L12	SDL2	A
C43	DALI DIM		DB-C - L12	WL1	A
C44	DALI DIM		DB-C - L12	SDL2 RDL2	A
C45	DALI DIM		DB-C - L13	RDL1	A
C46	DALI DIM		DB-C - L13	RDL1	A
C47	DALI DIM		DB-C - L13	WL3	A
C48					A
CONTROL MODULE 12					A
TYPE:		DYNALITE DDBC1200			A
DESCRIPTION		12CH BOARD CAST DALI CONTROLLER			A
LOCATION		DIN RAIL MOUNTED WITHIN DB-C			A
BUS:		A			A
CHANNEL	CONTROL	DESCRIPTION			A
		LOCATION	CIRCUIT	USE	A
C49	DALI DIM		DB-C - L14	WL4	A
C50	DALI DIM		DB-C - L14	RDL1	A
C51	DALI DIM		DB-C - L14	RDL1	A
C52	DALI DIM		DB-C - L15	RDL1	A
C53	DALI DIM		DB-C - L16	SDL1	A
C54	DALI DIM		DB-C - L16	WL5	A
C55	DALI DIM		DB-C - L17	WL5	A
C56	DALI DIM		DB-C - L17	PL2	A
C57	DALI DIM		DB-C - L17	RDL2	A
C58					A
C59					A
C60					A